

Monthly Report

Cargo iQ Reporting Cycle

Every month, Cargo iQ issues reports that show consolidated airfreight industry data for the previous month.

This monthly report contains volume and performance data for airport-to-airport (A2A) movements.

Further reports are available to Cargo iQ members to improve their internal process– and data-quality and benchmark themselves to the industry.

CONTENTS

Volume & KPI Overview	1
Benchmarks	2
Airline Volume Data A2A	3
A2A Quality Measures	4
Members' A2A Performance	5

Creation date: 15 September 2022

Media enquiries: Emma Murray, Meantime Communications, Tel: +44 20 8853 5554, emma@meantime.global

General enquiries: Cargo iQ Management Team, cargoiq@iata.org



Volume & KPI Overview - Aug 2022

Airport to Airport	This Month	Difference to previous month	Difference to previous year	13 month Trend
Shipments Measured	996,865	- 4,474 (+ 0%)	- 62,625 (- 6%)	
% NFD	81%	+ 3 %	+ 5 %	

Door to Door	This Month	Difference to previous month	Difference to previous year	13 month Trend
Shipments Measured	302,005	+ 13,518 (+ 5 %)	+ 48,856 (+ 19 %)	
% POD	73%	+ 0 %	- 2 %	

GLOSSARY

NFD - Measure of on time 'Notification of freight and data* availability' at destination.

POD - Measure of freight delivered to consignee when promised.

A2A - Airport to airport

D2D - Door to Door

Data Summary	<p>Number of A2A shipments measured for July 2022 see a decrease in comparison to the previous months. Numbers are lower compared to last year, which is unlike the recent trend.</p> <p>D2D shipment count for July 2022 saw a good increase against previous month and against last year. One Forwarder member is changing IT systems, which has affected the tally.</p>
---------------------	--



Benchmarks - Aug 2022

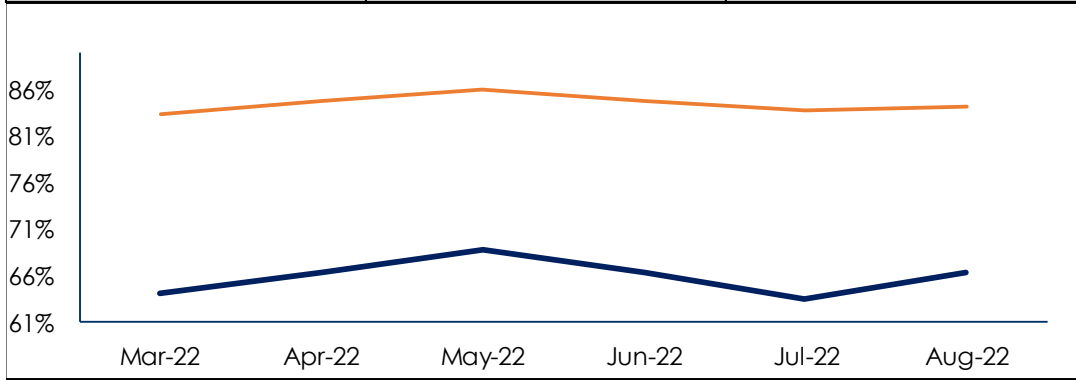
Reporting Airlines: 23

One airline is still to implement the ARR as a mandatory milestone to be reported.

Import Performance

% NFD Performed Within 6 Hours of Arrival

# Shipments Measured	% NFD performed within 6 Hours of Plan ARR (Blue Line)	% NFD performed within 6 Hours of Actual ARR (Orange Line)
841,975	66%	84%



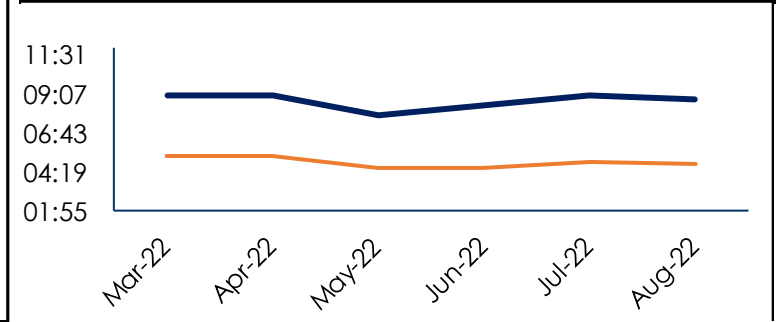
Reporting Airlines: 23

This benchmark is illustrating the time it takes to satisfy the NFD KPI to 90% and the average time to complete the NFD (from ARR)

Import Performance

Average Time To Complete (%) NFD

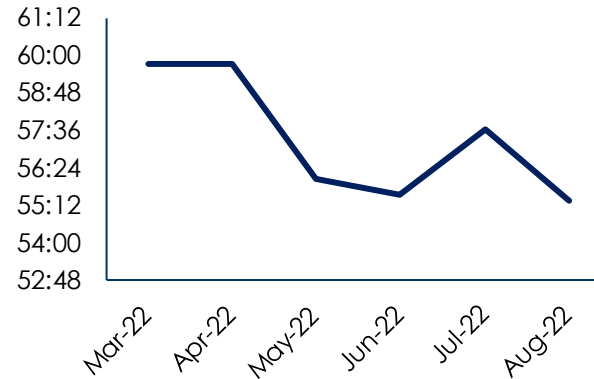
Time to complete NFD to 90% (Blue Line)	Average Time to complete NFD (Orange Line)
8:48	4:49



Average A2A Journey Time

Reporting Airlines (A2A): 23

Month	# Shipments	Average RCS to NFD Time [hh:mm]
Mar/22	976,069	59:44
Apr/22	873,457	59:44
May/22	911,495	56:03
Jun/22	940,078	55:33
Jul/22	940,431	57:39
Aug/22	934,500	55:20

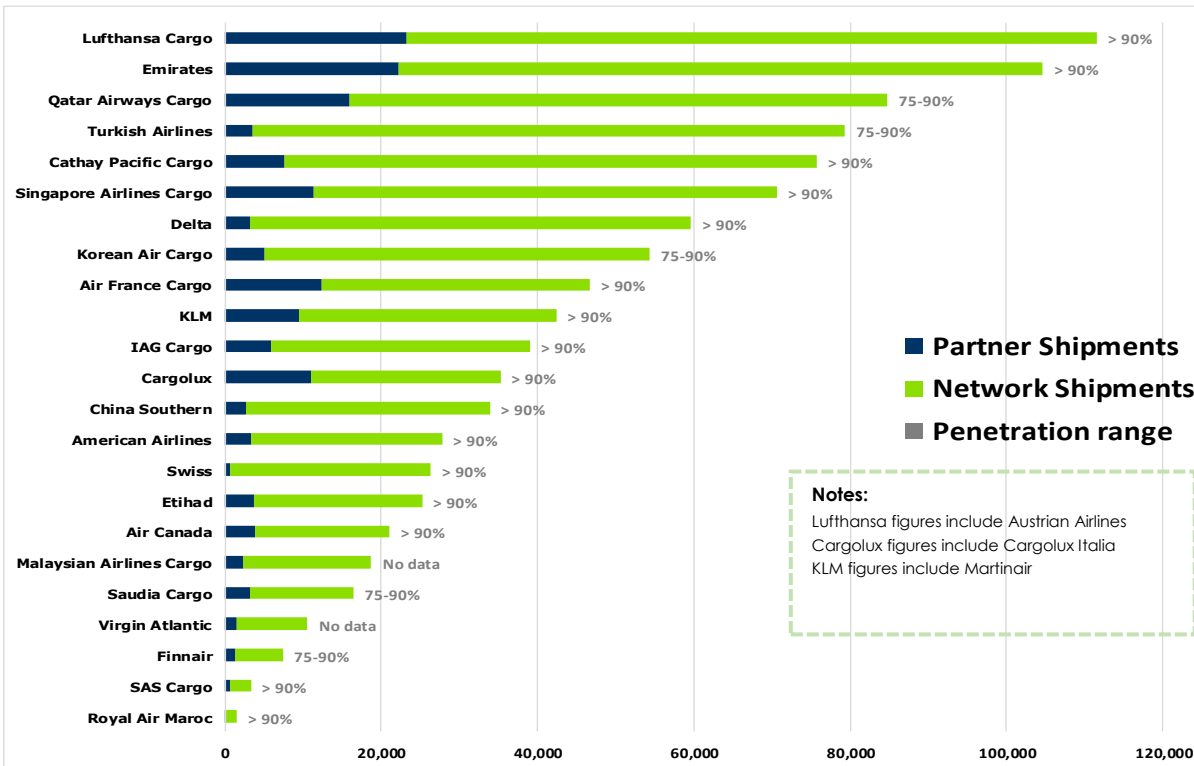




Airline Volume Data A2A - Aug 2022

A2A Shipments Measured This Month

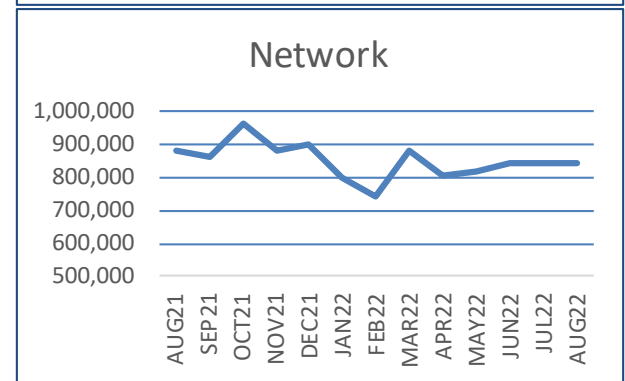
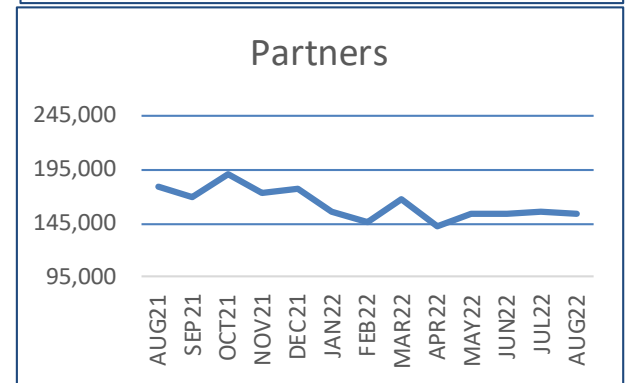
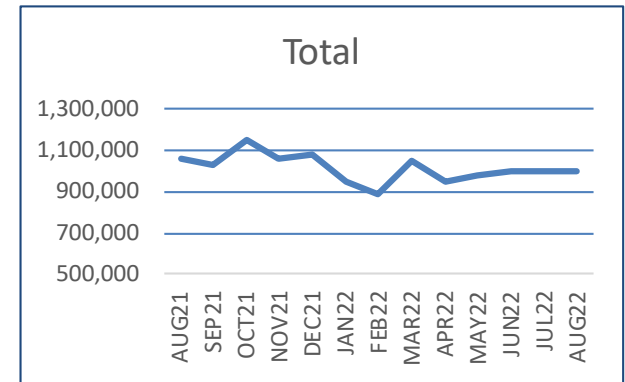
Partners	This Month	Difference to previous month	Difference to previous year	13 month Trend
Shipments Measured	154,468	- 1,471 (- 1%)	- 23,782 (- 13%)	
Network	This Month	Difference to previous month	Difference to previous year	13 month Trend
Shipments Measured	842,397	- 3,003 (+ 0 %)	- 38,843 (- 4%)	



Partner Shipments from reporting Forwarders carried by reporting Airlines across agreed lanes.
Network All other shipments measured to Cargo IQ standards by reporting Airlines.

Notes:
 Lufthansa figures include Austrian Airlines
 Cargolux figures include Cargolux Italia
 KLM figures include Martinair

Volume Trends





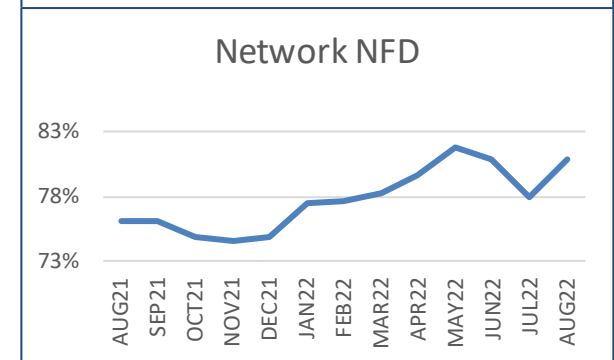
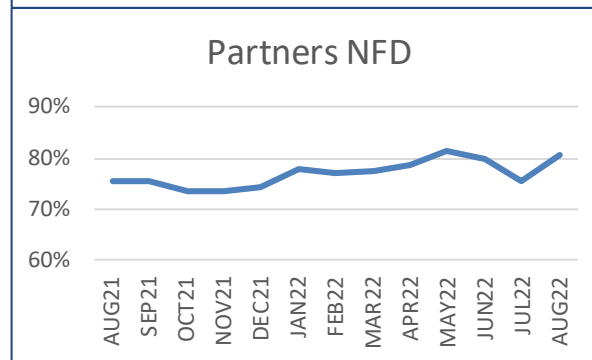
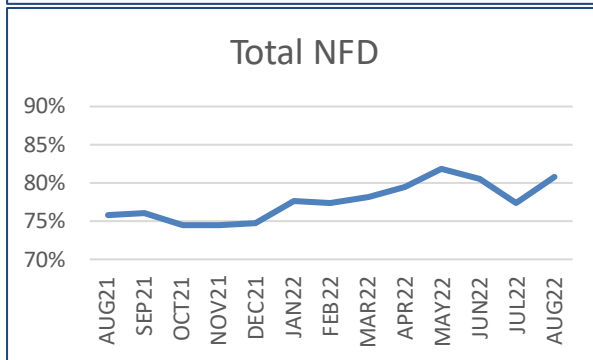
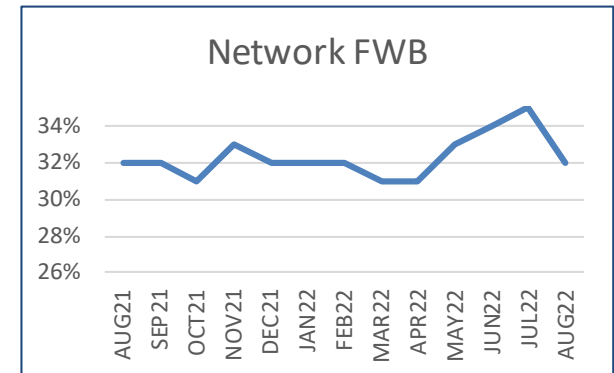
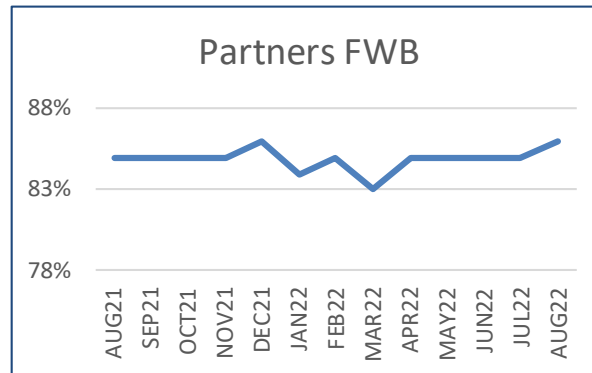
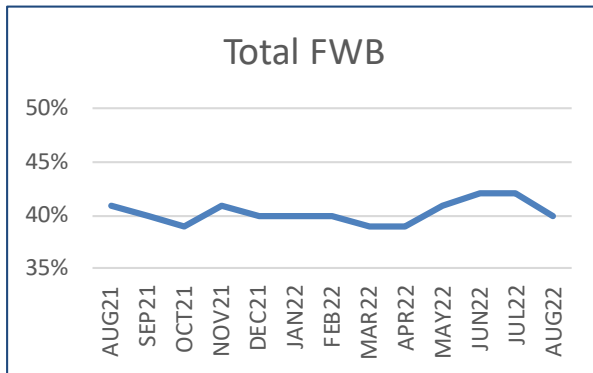
Quality Measures A2A - Aug 2022

Total	This Month	V. Last Month	V. Last Year
% FWB	40%	- 2 %	- 1 %
% NFD	81%	+ 3 %	+ 5 %

Partner	This Month	V. Last Month	V. Last Year
% FWB	86%	+ 1 %	+ 1 %
% NFD	81%	+ 5 %	+ 5 %

Network	This Month	V. Last Month	V. Last Year
% FWB	32%	- 3 %	+ 0 %
% NFD	81%	+ 3 %	+ 5 %

Partner Shipments from reporting Forwarders carried by reporting Airlines across agreed lanes. **Network** All other shipments measured to Cargo iQ standards by reporting Airlines.



FWB - Measure of booking quality and accuracy of electronic data.

NFD - Measure of on time freight and document* availability' at destination. (* - paper documents or electronic shipment data)

Both measures are based on individual agreements between airlines and forwarders.



Members' A2A Performance Data - Aug 2022

% FWB correctly received by Airline		
REPORTING FORWARDER	Penetration Range	Partner Shipments
Cargomind	75-90%	93%
CEVA	75-90%	84%
DHL Global Forwarding	> 90%	86%
Hellmann	75-90%	54%
Kuehne + Nagel	75-90%	85%
Schenker	75-90%	93%
SDV	> 90%	87%
Average		86%

% on-time availability as per individual plan (NFD)				
REPORTING AIRLINE	Penetration Range	Total	Partner Shipments	Network Shipments
Air Canada	> 90%	60%	61%	60%
Air France Cargo	> 90%	75%	73%	75%
AirBridge Cargo				
American Airlines	> 90%	88%	90%	88%
Cargolux	> 90%	56%	57%	55%
Cathay Pacific Cargo	> 90%	85%	83%	85%
China Southern	> 90%	60%	69%	59%
Delta	> 90%	86%	84%	86%
Emirates	> 90%	91%	92%	91%
Etihad	> 90%	85%	81%	85%
Finnair	75-90%	68%	73%	67%
IAG Cargo	> 90%	80%	79%	80%
KLM	> 90%	83%	81%	83%
Korean Air Cargo	75-90%	91%	91%	91%
Lufhansa Cargo	> 90%	82%	82%	82%
Malaysian Airlines Cargo	No data	68%	69%	68%
Qatar Airways Cargo	75-90%	90%	88%	91%
Royal Air Maroc	> 90%	66%	76%	65%
SAS Cargo	> 90%	82%	83%	82%
Saudia Cargo	75-90%	63%	66%	62%
Singapore Airlines Cargo	> 90%	86%	87%	86%
Swiss	> 90%	69%	62%	69%
Turkish Airlines	75-90%	74%	71%	74%
Virgin Atlantic	No data	74%	79%	73%
Average		81%	81%	81%

Definitions

Partner Shipments

Shipments from Cargo IQ Reporting Forwarders carried by Cargo IQ Reporting Airlines across agreed lanes.

Network Shipments

All other shipments measured to Cargo IQ standards by Cargo IQ Reporting

Reporting Remarks

AirBridge Cargo figures are greyed out.

Cargo IQ is committed to the global implementation of its quality processes. Based on the outcome of the latest membership vote, every member's performance is listed irrespective of the figures.

All reports represent members with different networks, product portfolios and Cargo IQ shipment-share compared to total volumes. No conclusions on their relative performance in the form of ranking should be drawn.

NFD - Measure of on time freight and document* availability' at destination. (* - paper documents or electronic shipment data) based on individual agreements between airlines and forwarders.