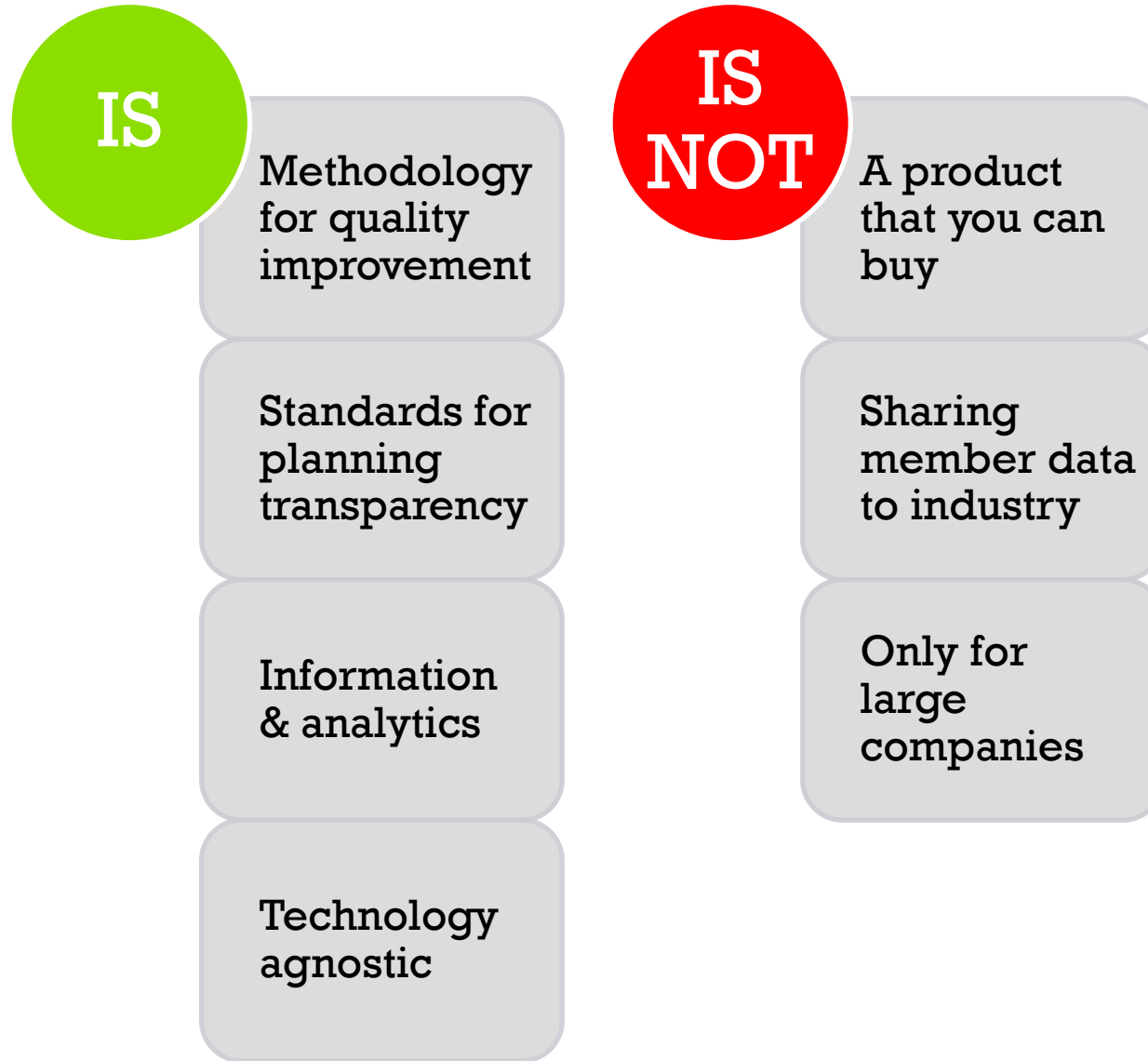


# Cargo iQ Basics

2023

# Cargo iQ



- Not-for-profit membership organization supported by IATA
- Cargo iQ members decide strategy, budget and priorities
- Members define standards in groups of subject matter experts
- Membership is open to all industry stakeholders in air cargo industry



More than

**950**



**locations**

in 190 countries

**12 million**



**shipments**

airport-to-airport

**4 million**



**shipments**

door-to-door

More than

**100,000**



**lanes**

worldwide

**CARGO iQ**  
*visibly better*

32



**Airlines**

14



**IT**  
& other

8




**Forwarders**

7



**GHA**  
companies

**CARGO iQ**  
*visibly better*



# Management Team Setup

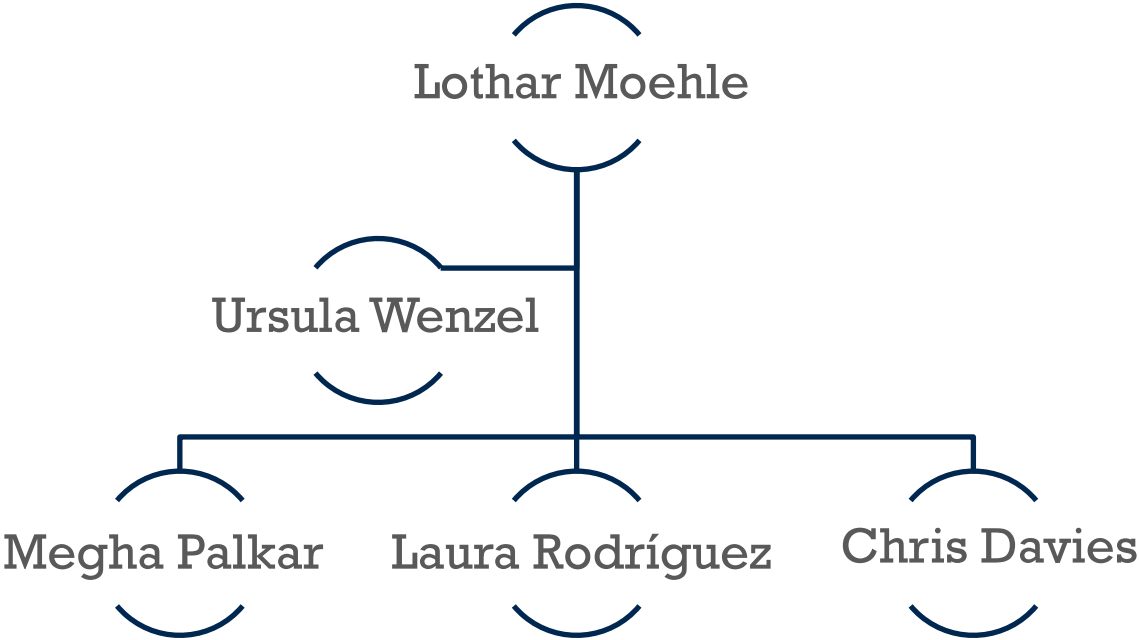
Membership Development, Finance,  
External Representation, Strategy Development

Reporting & Smart Data, Finance

Operations

Implementation and Quality Assurance

Technology and Data



# CARGO iQ

Mission and Vision

Voting Members

AGM

Chosen  
Representatives

Cargo iQ  
Board

Execution

Management  
Team

Working  
Group

Board  
Committees

A Drive for Quality, Collaboration, Reliability, Trust & Innovation

August 2023

Membership



| Airlines                       | Forwarders                              | IT companies                      |
|--------------------------------|---|-----------------------------------|
| Air Canada C                   | Cargomind C                             | Accelya C                         |
| Air France Cargo C             | CEVA C                                  | Cargo Community Network Pte Ltd C |
| American Airlines C            | DHL Global Forwarding C                 | Champ Cargosystems C              |
| ANA Cargo                      | Hellmann Worldwide Logistics C          | Descartes C                       |
| Asiana                         | JAS Worldwide                           | GLS (HK) C                        |
| Avianca                        | Kuehne + Nagel C                        | IBS Software                      |
| Cargolux C                     | Schenker AG C                           | Riege Software C                  |
| Cathay Pacific Airways C       |   | Unisys C                          |
| China Airlines                 |   | WiseTech Global                   |
| China Cargo Airlines Ltd.      |   | Awery Software                    |
| China Southern Air Logistics C |   | <i>SME Intermediaries*</i>        |
| Delta Air Lines C              |   | Cargo Start SRL                   |
| Emirates Airline C             |   |                                   |
| Ethiopian Airlines             |   |                                   |
| Etihad Airways C               |   |                                   |
| Finnair C                      |   |                                   |
| IAG Group C                    |   |                                   |
| ITA Airways                    | <b>GHA</b>                              | <b>RFS</b>                        |
| KLM Cargo C                    | Cathay Pacific Services Ltd. C          | Jet Airways of the USA            |
| Korean Air Lines C             | dnata                                   |                                   |
| LOT Polish Airlines            | Hong Kong Air Cargo Terminals Limited C |                                   |
| Lufthansa Cargo C              | Menzies Aviation                        |                                   |
| Malaysia Airlines              | SATS Ltd.                               | <b>Strategic Associates</b>       |
| Qatar Airways Cargo C          | Swissport C                             | CargoXS                           |
| Royal Air Maroc C              | Worldwide Flight Services               | Im3pact                           |
| Saudia Cargo C                 |   | Lödige Industries                 |
| Silkway West Airlines          |   | Hitit                             |
| Singapore Airlines C           |   |                                   |
| Swiss C                        |   |                                   |
| Turkish Airlines C             |   |                                   |
| Virgin Atlantic Cargo          |   |                                   |

"C" signals active members who obtained Cargo iQ Quality Certification

\*SME Intermediaries currently provide Cargo iQ visibility to 18 small and medium freight forwarders globally.



# Plan · Deliver · Learn | Together


Product Dimension  
Master Operating Plan  
Shipment Routemaps

Live Progress Transparency  
Up-dated Planning Transparency

Shipment & Process Analysis  
Community Benchmarks  
Reports and Information  
Training

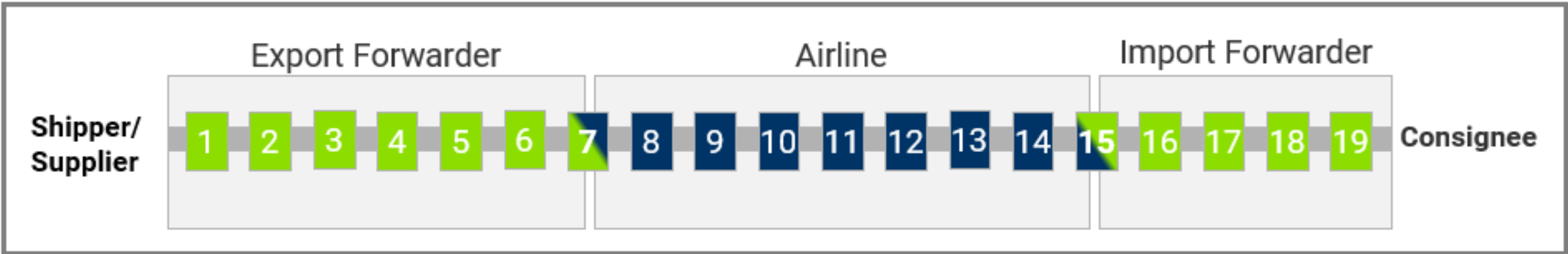
Working Groups  
Data Sharing  
Standards Setting  
Certified membership

CARGO **iq**  
*visibly better*



# Master Operating Plan (MOP)

## Overview of Processes



Cargo iQ has developed a Master Operating Plan (MOP) which describes the movement of a shipment and information from shipper to consignee in 19 key steps.

# Cargo iQ Route Map



## Definitions

PUP – Pick Up at / from Shipper  
 REW – Received Export Warehouse  
 DEW – Departed Export Warehouse  
 REH – Received Export Hub  
 DEH – Departed Export Hub  
 FWB – (Electronic) Freight Waybill

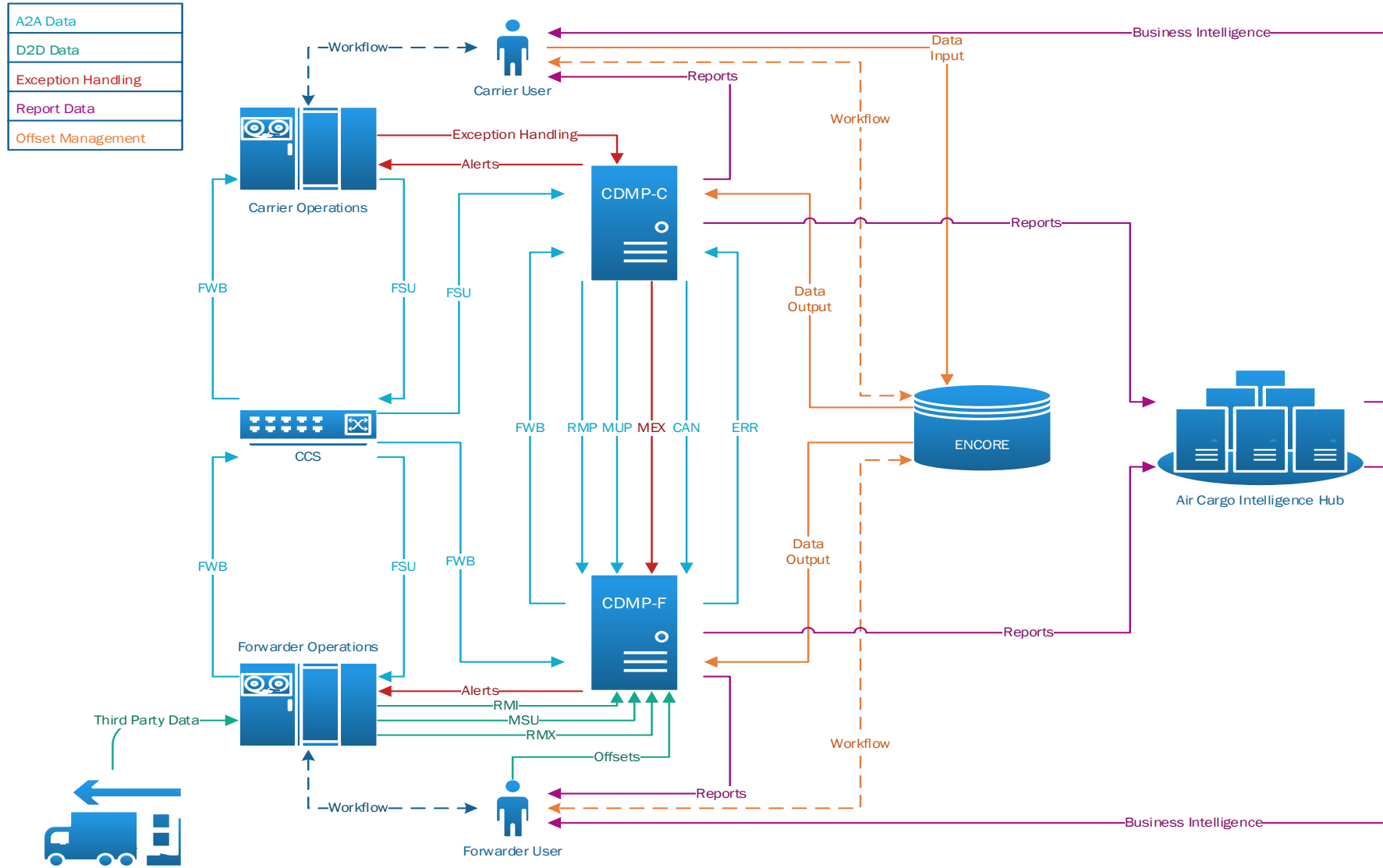
FOH – Freight On Hand  
 RCS – Ready for Carriage  
 FOW – Freight out Warehouse  
 DEP – Departed  
 ARR – Arrived  
 FIW – Freight in Warehouse  
 RCF – Received Cargo from Flight  
 NFD – Notified for Delivery  
 DLV – Delivered Destination Airport

RIH – Received Import Hub  
 DIH – Departed Import Hub  
 RIW – Received Import Warehouse  
 OFD – Out for Delivery  
 TPN – Third Party Notification  
 POD – Proof of Delivery

## Color key

Forwarder (HAWB)  
 Forwarder (MAWB)  
 GHA  
 Airline (MAWB)

|                    |
|--------------------|
| A2A Data           |
| D2D Data           |
| Exception Handling |
| Report Data        |
| Offset Management  |



## Lane view for airline DEMO

Export Country  
ALL

Export Station  
ALL

Import Country  
Information redacted

Import Station  
ALL

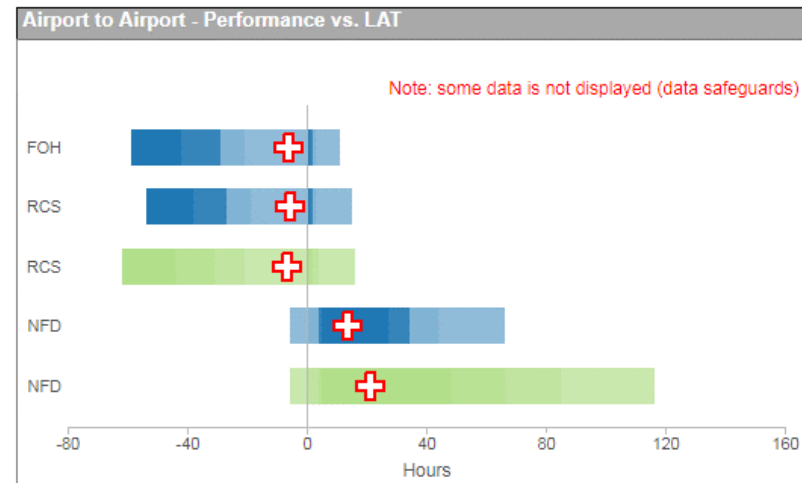
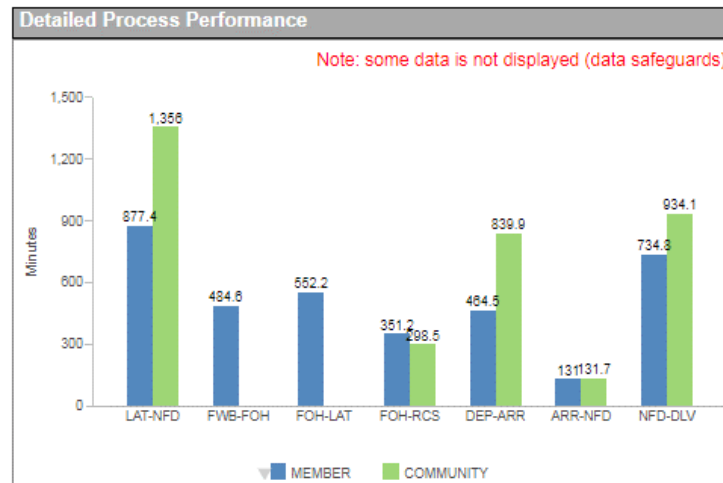
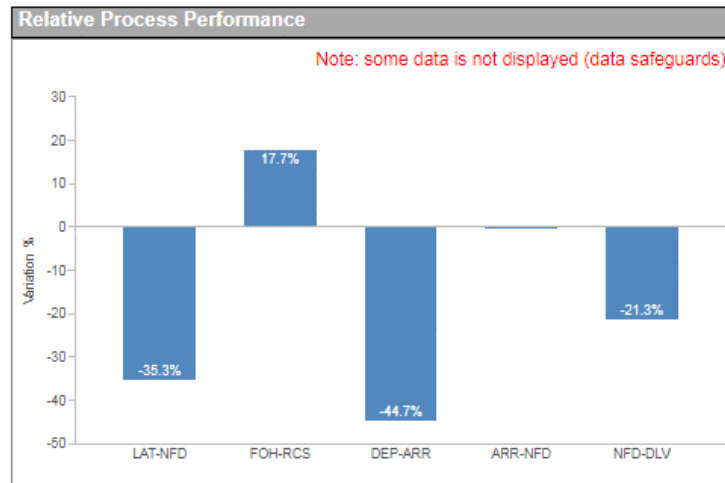
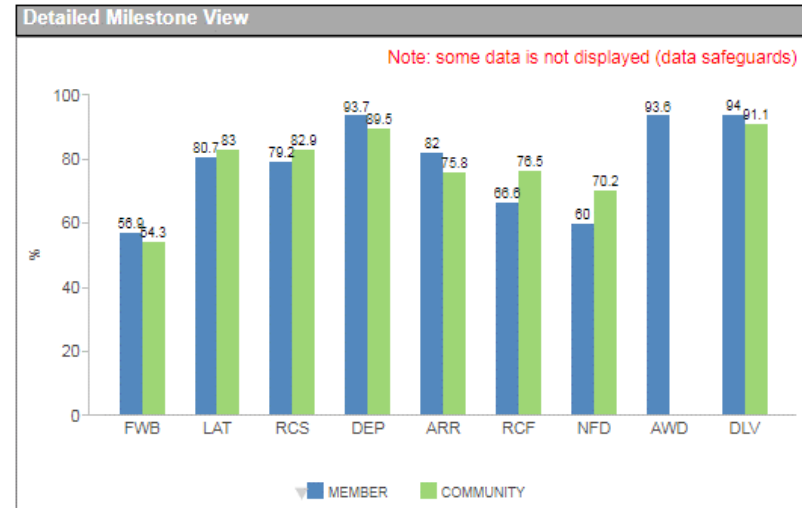
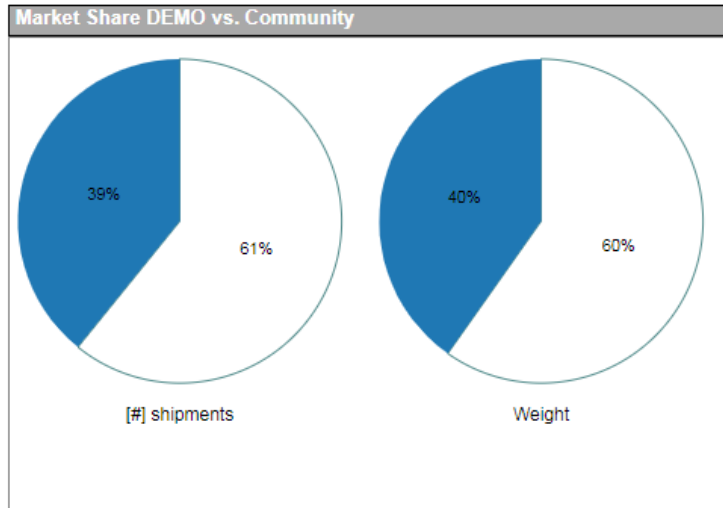
End-Month  
2018-05

# Months  
5

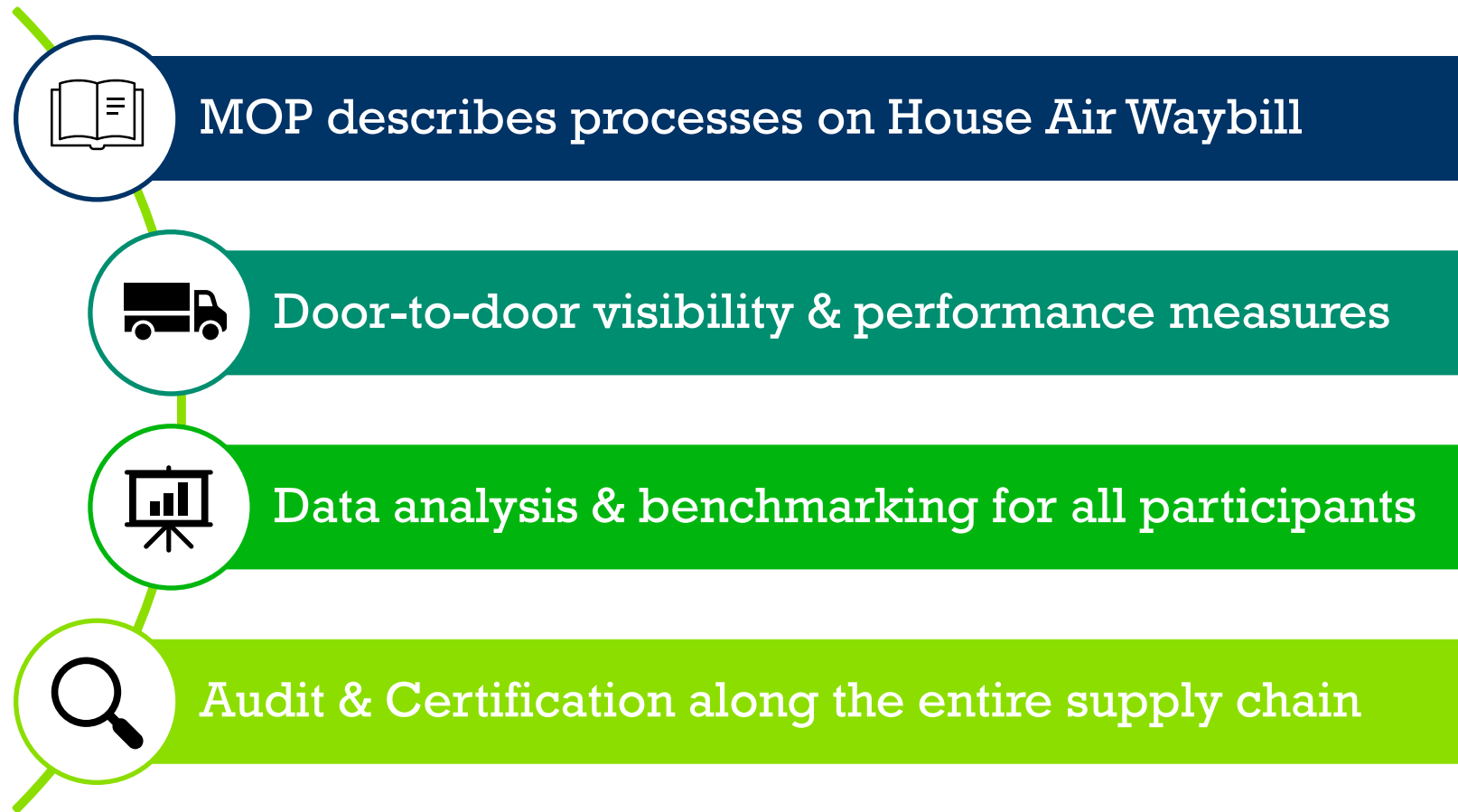
Forwarder  
ALL

### KPI Overview

|                     | Actual Period     |        | Trend PP     | Trend PY      |
|---------------------|-------------------|--------|--------------|---------------|
| FWB                 | 80,754            | 56.92% | 3% ▲         | -1% ▼         |
| LAT                 | 114,442           | 80.67% | 2% ▲         | 9% ▲          |
| RCS                 | 112,342           | 79.19% | 2% ▲         | 13% ▲         |
| DEP                 | 132,870           | 93.66% | 1% ▲         | 2% ▲          |
| ARR                 | 116,371           | 82.03% | 5% ▲         | 0% ◀          |
| RCF                 | 94,468            | 66.59% | 3% ▲         | -8% ▼         |
| AWR                 | 0                 | 0.00%  | 0% ◀         | 0% ◀          |
| NFD                 | 85,120            | 60.00% | 3% ▲         | -6% ▼         |
| AWD                 | 132,745           | 93.58% | -2% ▼        | -2% ▼         |
| DLV                 | 133,310           | 93.98% | 0% ◀         | 7% ▲          |
| <b>Weight</b>       | <b>47,568,798</b> |        | <b>-5% ▼</b> | <b>286% ▲</b> |
| <b>[#]Shipments</b> | <b>141,863</b>    |        | <b>-6% ▼</b> | <b>385% ▲</b> |



# Addressing shipper's requirements



# Membership Categories

| Member category     | Who does it apply to?  | Size | Size determinant<br>(MAWBs/shipments per year) | Annual Fee                           | Voting rights & certification |
|---------------------|--|------|--|--------------------------------------|-------------------------------|
| Full member         | Founding airlines and forwarders; membership since more than 10 years      | S    | >= 0 MAWBs                                     | CHF 6,000                            | Yes                           |
|                     |  | M    | > 25,000 MAWBs                                 | CHF 10,000                           |                               |
|                     |  | L    | > 150,000 MAWBs                                | CHF 20,000                           |                               |
| Full member         | Airlines and forwarders  | S    | >= 0 MAWBs                                     | CHF 7,500                            | Yes                           |
|                     |  | M    | > 25,000 MAWBs                                 | CHF 12,500                           |                               |
|                     |  | L    | > 150,000 MAWBs                                | CHF 25,000                           |                               |
| Full member         | CDMP IT providers; Active Industry stakeholders (GHA at a single location) | S    | >= 0 MAWBs                                     | CHF 7,500                            | Yes                           |
|                     |  | M    | > 500,000 MAWBs                                | CHF 10,000                           |                               |
|                     |  | L    | > 1,000,000 MAWBs                              | CHF 20,000                           |                               |
| Full member         | Industry Associates (GHAs, road feeders)                                   | S    | >= 0 shipments                                 | CHF 7,500                            | Yes                           |
|                     |  | M    | > 500,000 shipments                            | CHF 12,500                           |                               |
|                     |  | L    | > 1,000,000 shipments                          | CHF 25,000                           |                               |
| Associate Member    | Airlines, forwarders, IT providers, GHA, RFS                               |      | Any  | CHF 10,000                           | No                            |
| Strategic Associate | Any other industry participant   |      | Any  | CHF 5,000 + cost of reporting        | No                            |
| SME direct          | Small & medium Forwarders / Carriers                                       |      | < 30,000 MAWBs                                 | CHF 500 to CHF 5.000                 | Possible                      |
| SME indirect        | Forwarders / Carriers via an Intermediary                                  |      | Any  | CHF 0,20 transactional costs per AWB | No                            |



# Contact Information

**Lothar Moehle**  
Executive Director

Phone +49 176 803 95 325  
E-mail [moehlel@iata.org](mailto:moehlel@iata.org)

**Chris Davies**  
Technology & Product Manager

Phone +41 22 770 20 21  
E-mail [daviesc@iata.org](mailto:daviesc@iata.org)

**Laura Rodríguez**  
Manager Implementation & Quality Assurance

Phone +41 22 770 26 42  
E-mail [rodriguezl@iata.org](mailto:rodriguezl@iata.org)

**Megha Palkar**  
Operations Manager

Phone +41 22 770 20 80  
E-mail [palkarm@iata.org](mailto:palkarm@iata.org)

**Ursula Wenzel**  
Assistant

Phone +41 22 770 20 80  
E-mail [wenzelu@iata.org](mailto:wenzelu@iata.org)