

Monthly Report

Cargo iQ Reporting Cycle

Every month, Cargo iQ issues reports that show consolidated airfreight industry data for the previous month.

This monthly report contains volume and performance data for airport-to-airport (A2A) movements.

Further reports are available to Cargo iQ members to improve their internal process– and data-quality and benchmark themselves to the industry.

CONTENTS

Volume & KPI Overview	1
Benchmarks	2
Airline Volume Data A2A	3
A2A Quality Measures	4
Members' A2A Performance	5

Creation date: 14 Jun 2024

Media enquiries: Emma Murray, Meantime Communications, Tel: +44 20 8853 5554, emma@meantime.global

General enquiries: Cargo iQ Management Team, cargoiq@iata.org



Volume & KPI Overview - May 2024

Airport to Airport	This Month	Difference to previous month	Difference to previous year	13 month Trend
Shipments Measured	1,095,991	+ 65,134 (+ 6%)	+ 57,071 (+ 5%)	
% NFD	81%	+ 2 %	- 3 %	

Door to Door	This Month	Difference to previous month	Difference to previous year	13 month Trend
Shipments Measured	298,792	- 7,731 (- 3%)	+ 324 (+ 0 %)	
% POD	72%	- 2 %	- 16 %	

GLOSSARY

NFD - Measure of on time 'Notification of freight and data* availability' at destination.

POD - Measure of freight delivered to consignee when promised.

A2A - Airport to airport

D2D - Door to Door

Data Summary	<p>Number of A2A shipments measured for May 2024 see an increase against previous and the previous year. NFD performance has a slight increase against Apr2024 but a dip against previous year.</p> <p>D2D shipment count for May 2024 saw a slight decrease against previous month but slight increase against previous year.</p>
---------------------	--



Benchmarks - May 2024

Reporting Airlines: 23

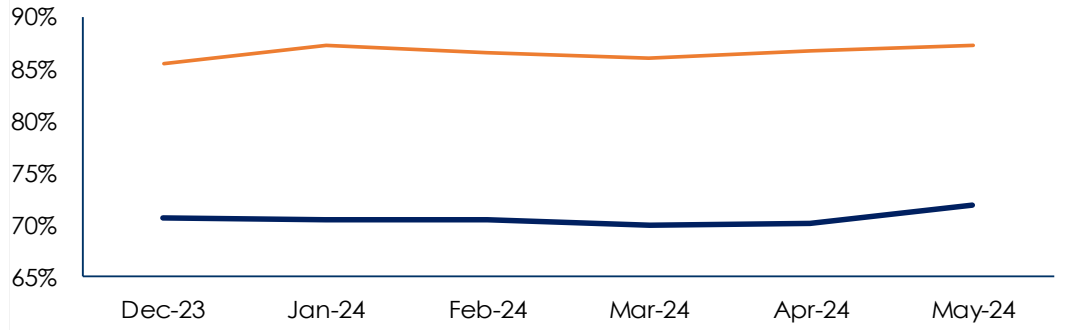
Reporting Airlines: 23

This benchmark is illustrating the time it takes to satisfy the NFD KPI to 90% and the average time to complete the NFD (from ARR)

Import Performance

% NFD Performed Within 6 Hours of Arrival

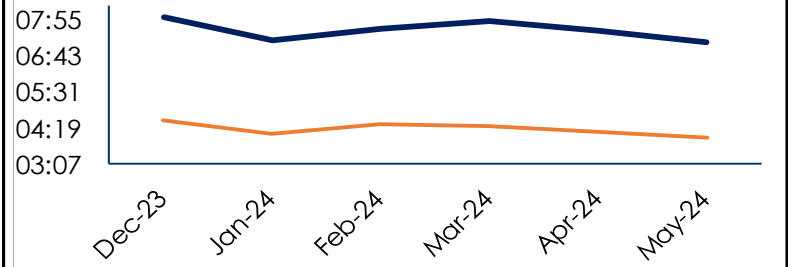
# Shipments Measured	% NFD performed within 6 Hours of Plan ARR (Blue Line)	% NFD performed within 6 Hours of Actual ARR (Orange Line)
960,946	85%	92%



Import Performance

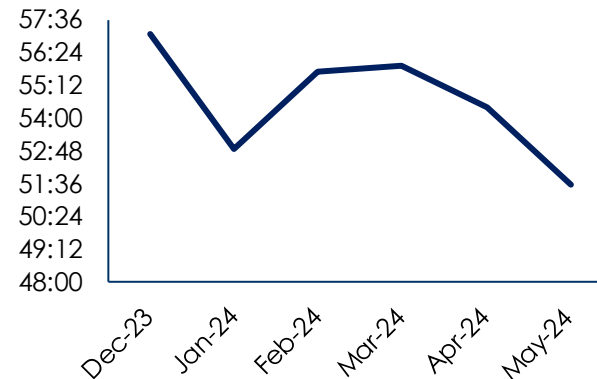
Average Time To Complete (%) NFD

Time to complete NFD to 90% (Blue Line)	Average Time to complete NFD (Orange Line)
7:10	4:02



Average A2A Journey Time

Month	# Shipments	Average RCS to NFD Time [hh:mm]
Dec-23	797,185	57:05
Jan-24	911,232	52:51
Feb-24	891,407	55:40
Mar-24	1,062,643	55:56
Apr-24	964,229	54:23
May-24	1,028,471	51:33



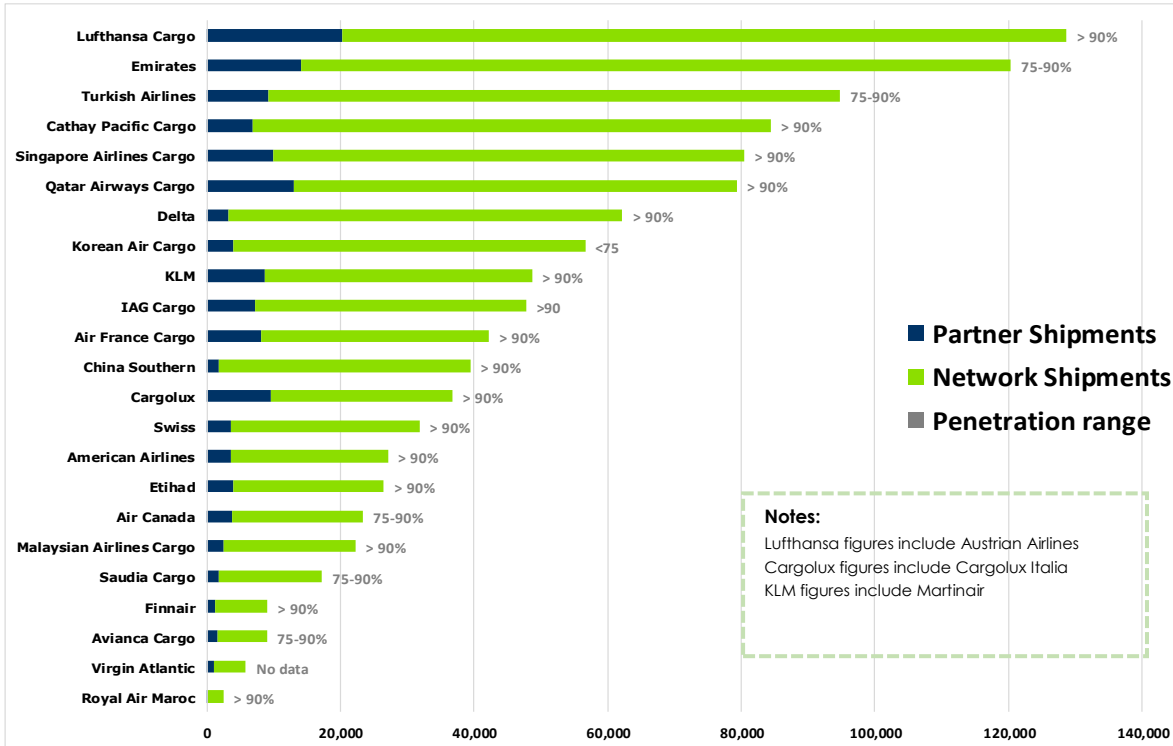
Reporting Airlines (A2A): 23



Airline Volume Data A2A - May 2024

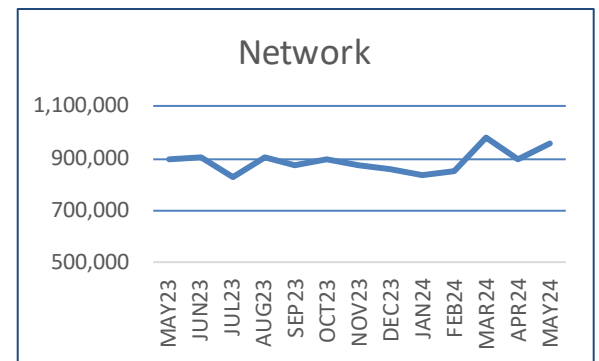
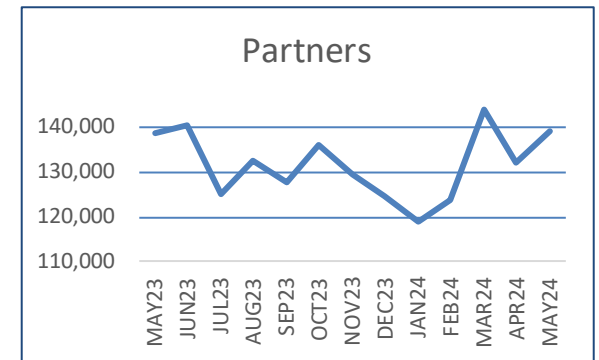
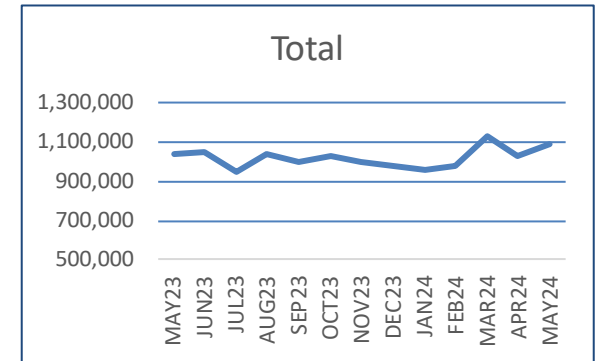
A2A Shipments Measured This Month

Partners	This Month	Difference to previous month	Difference to previous year	13 month Trend
Shipments Measured	138,985	+ 6,751 (+ 5%)	+ 417 (-)	
Network	This Month	Difference to previous month	Difference to previous year	13 month Trend
Shipments Measured	957,006	+ 58,383 (+ 6 %)	+ 56,654 (+ 6 %)	



Partner Shipments from reporting Forwarders carried by reporting Airlines across agreed lanes.
Network All other shipments measured to Cargo IQ standards by reporting Airlines.

Volume Trends





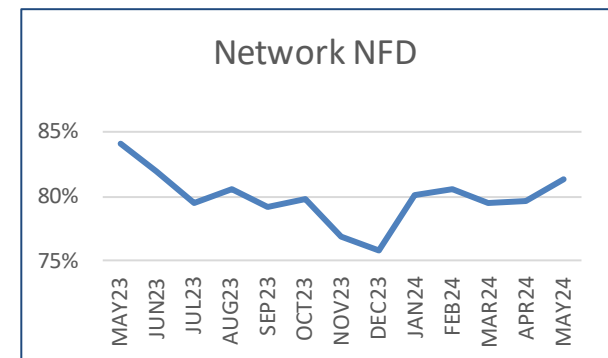
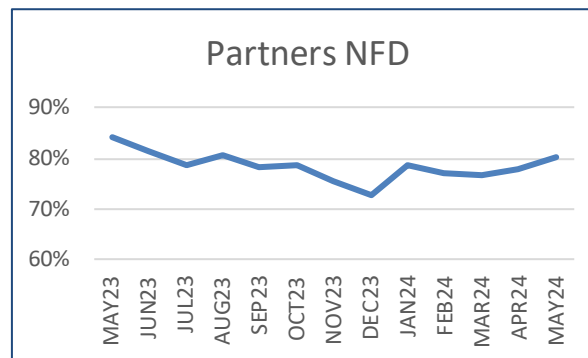
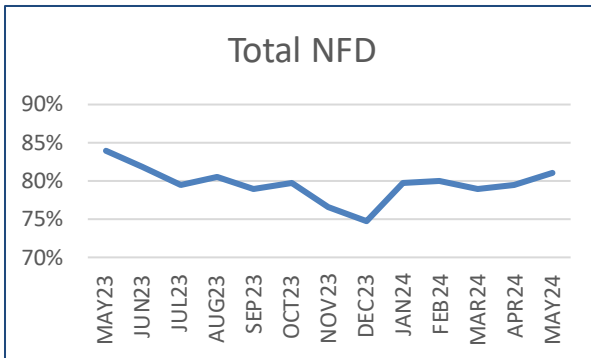
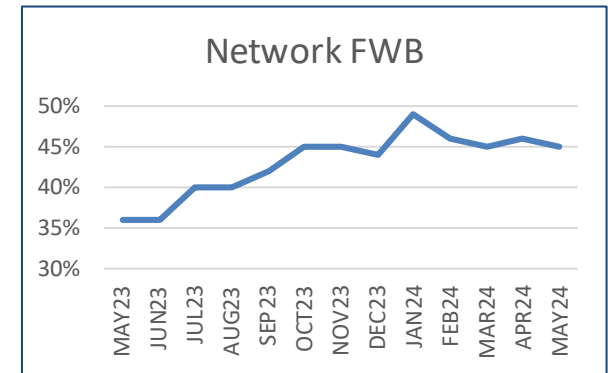
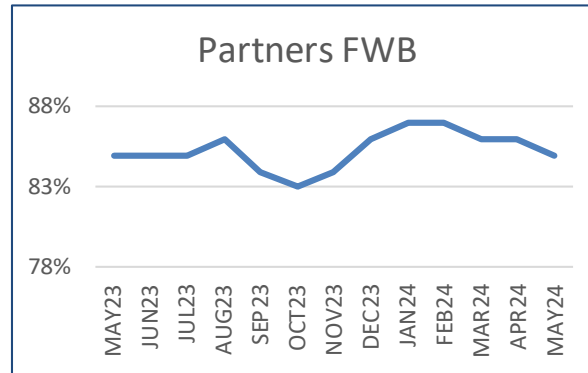
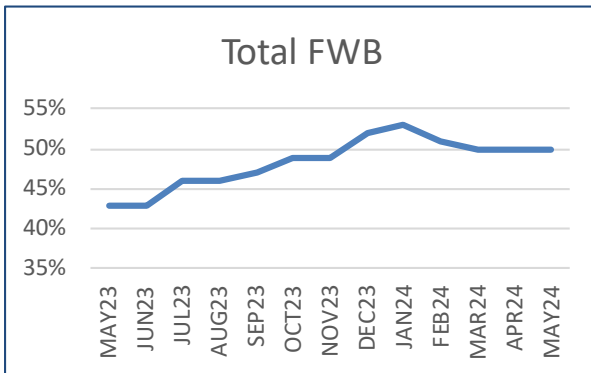
Quality Measures A2A - May 2024

Total	This Month	V. Last Month	V. Last Year
% FWB	50%	+ 0 %	+ 7 %
% NFD	81%	+ 2 %	- 3 %

Partner	This Month	V. Last Month	V. Last Year
% FWB	85%	- 1 %	+ 0 %
% NFD	80%	+ 2 %	- 4 %

Network	This Month	V. Last Month	V. Last Year
% FWB	45%	- 1 %	+ 9 %
% NFD	81%	+ 2 %	- 3 %

Partner Shipments from reporting Forwarders carried by reporting Airlines across agreed lanes. **Network** All other shipments measured to Cargo iQ standards by reporting Airlines.



FWB - Measure of booking quality and accuracy of electronic data.

NFD - Measure of on time freight and document* availability' at destination. (* - paper documents or electronic shipment data)

Both measures are based on individual agreements between airlines and forwarders.



Members' A2A Performance Data - May 2024

% FWB correctly received by Airline		
REPORTING FORWARDER	Penetration Range	Partner Shipments
Cargomind	75-90%	71%
CEVA	75-90%	59%
DHL Global Forwarding	75-90%	89%
Hellmann	75-90%	57%
Kuehne + Nagel	75-90%	83%
Schenker	>90	92%
Average		85%

Definitions

Partner Shipments

Shipments from Cargo IQ Reporting Forwarders carried by Cargo IQ Reporting Airlines across agreed lanes.

Network Shipments

All other shipments measured to Cargo IQ standards by Cargo IQ Reporting

Reporting Remarks

Cargo IQ is committed to the global implementation of its quality processes. Based on the outcome of the latest membership vote, every member's performance is listed irrespective of the figures.

AV started reporting from Apr '24. CX are fixing issues with their NFD performance.

All reports represent members with different networks, product portfolios and Cargo IQ shipment-share compared to total volumes. No conclusions on their relative performance in the form of ranking should be drawn.

% on-time availability as per individual plan (NFD)				
REPORTING AIRLINE	Penetration Range	Total	Partner Shipments	Network Shipments
Air Canada	75-90%	61%	61%	61%
Air France Cargo	> 90%	67%	64%	68%
American Airlines	> 90%	88%	88%	88%
Avianca Cargo	75-90%	81%	86%	79%
Cargolux	> 90%	64%	64%	64%
Cathay Pacific Cargo	> 90%	74%	70%	74%
China Southern	> 90%	68%	77%	68%
Delta	> 90%	87%	83%	87%
Emirates	75-90%	89%	93%	88%
Etihad	> 90%	86%	84%	87%
Finnair	> 90%	73%	72%	73%
IAG Cargo	> 90%	81%	80%	81%
KLM	> 90%	83%	82%	83%
Korean Air Cargo	<75	93%	94%	93%
Lufthansa Cargo	> 90%	83%	85%	83%
Malaysian Airlines Cargo	> 90%	68%	70%	68%
Qatar Airways Cargo	> 90%	88%	88%	88%
Royal Air Maroc	> 90%	58%	74%	56%
Saudia Cargo	75-90%	71%	65%	72%
Singapore Airlines Cargo	> 90%	83%	83%	82%
Swiss	> 90%	83%	82%	83%
Turkish Airlines	75-90%	83%	76%	84%
Virgin Atlantic	No data	77%	81%	76%
Average		81%	80%	81%

NFD - Measure of on time freight and document* availability' at destination. (* - paper documents or electronic shipment data) based on individual agreements between airlines and forwarders.